

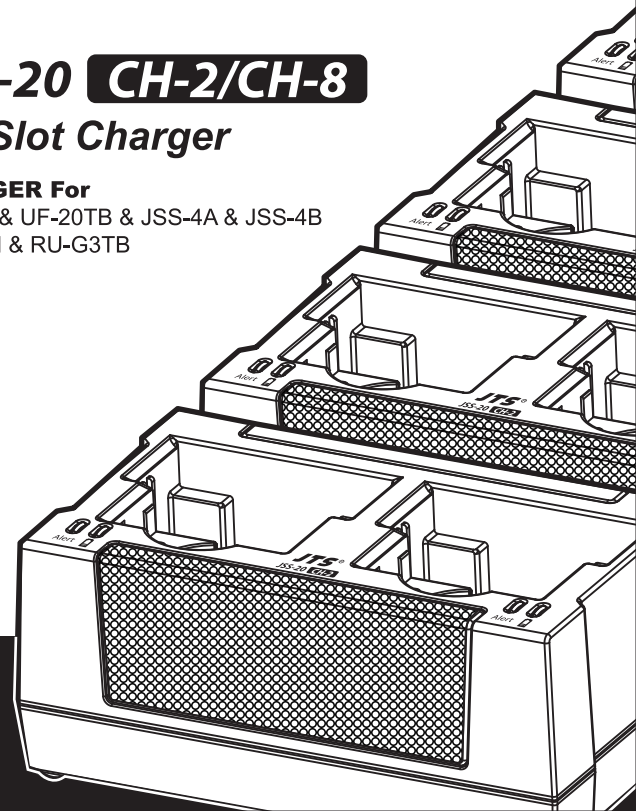
**JTS** PROFESSIONAL CO., LTD.

## **JSS-20 CH-2/CH-8**

### **2/8-Slot Charger**

#### **CHARGER For**

JSS-20 & UF-20TB & JSS-4A & JSS-4B  
R-4TBM & RU-G3TB

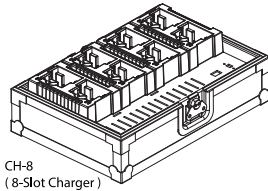
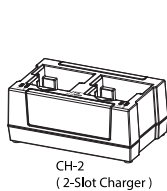
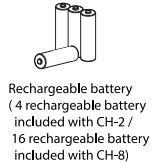
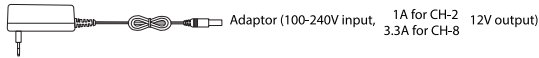
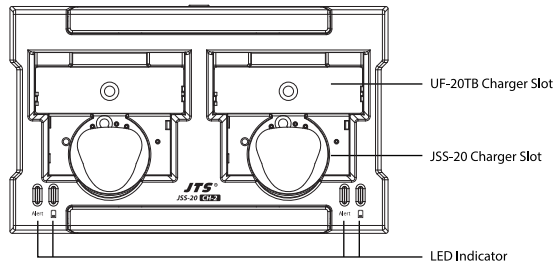


**JTS**<sup>®</sup> PROFESSIONAL CO., LTD.  
No. 148, 9th Industry Road, Ta-Li Industrial Park,  
Taichung City, Taiwan, R.O.C.  
Tel: 886-4-24938803 Fax: 886-4-24914890  
E-mail: [jts@jts.com.tw](mailto:jts@jts.com.tw)  
[www.jts.com.tw](http://www.jts.com.tw)

Made in Taiwan



## 1. Parts Identification



## 2. Specification

### CH-2 ( 2-Slot Charger )

Input: AC 100~240V, 0.4A max  
Output: DC 12V, 1A

#### LED Indicator

Full Charged / Standby: Green  
Charging: Flash Green  
Fault: Flash Red

Charging Time: 3 hours  
(2000mAh rechargeable battery)

### CH-8 ( 8-Slot Charger )

Input: AC 100~240V, 1.2A max  
Output: DC 15V, 3A

#### LED Indicator

Full Charged / Standby: Green  
Charging: Flash Green  
Fault: Flash Red

Charging Time: 3 hours  
(2000mAh rechargeable battery)

## 3. Charge Battery

Plug the UF-20TB / JSS-20 into "Charger Slot" CH-2 or CH-8.

The charging indicator will flash green light when it is charging, and the green light will stop flashing when it is fully charged.

Noted 1: As soon as AC power is connected, the charging indicator will show green light.

Noted 2: Please follow the direction as show in below demonstration picture.

Noted 3: One charger Slot can only charge one item at a time.

